



















JAN	FEB	MAR	APR	MAY	JUNE
 <p>WALLEYES Gull Lake</p> <p>Tips: Work points and inside turns, keeping the bait near bottom in 18 to 28 feet of water. The walleyes on Gull Lake are known to relate strongly to structural elements.</p>	 <p>CRAPPIES Twin Lake</p> <p>Tips: The crappies in Twin Lake will be suspended over the deep holes. The best presentation consists of a minnow on a plain hook under a bobber to get the right depth.</p>	 <p>PERCH Steamboat Lake</p> <p>Tips: The water is clear on Steamboat Lake, so if you have an underwater viewing camera, you're in luck. The fish will show their aggressiveness; use the presentation to match the mood.</p>	 <p>WALLEYES Rainy River</p> <p>Tips: It's early-season river fishing at its finest. Use a jig-and-minnow, and pitch this combination to the shallow rock and riprap. Choose the jig size to match the current.</p>	 <p>WALLEYES St. Croix River</p> <p>Tips: You will find walleyes on the shallow rubble. Use a minnow-tipped jig to pitch the bait to the fish, or rig up a heavier bottom-bouncer and work the channel.</p>	 <p>LARGEMOUTHS Lake Waconia</p> <p>Tips: The milfoil is beginning to thicken, and the big bass are using the vegetation to hide. These big largemouths will ambush a jig and trailer pitched into the heavy cover.</p>
 <p>CRAPPIES Lake Lida</p>	 <p>WALLEYES Lake Plantaganet</p>	 <p>PERCH Mille Lacs</p>	 <p>PIKE Basswood Lake</p>	 <p>WALLEYES Woman Lake</p>	 <p>WALLEYES Bowstring Lake</p>
 <p>WALLEYES Rice Lake</p>	 <p>WALLEYES Lake Wabana</p>	 <p>CRAPPIES Stahls Lake</p>	 <p>WALLEYES Mississippi River At Red Wing</p>	 <p>CRAPPIES Lake Emily</p>	 <p>LARGEMOUTHS Lake Mary</p>

 **EXCELLENT**

 **GOOD**

 **FAIR**

JULY**BLUEGILLS**
Lake Minnewawa

Tips: There is plenty of vegetation on Lake Minnewawa, all of it providing good cover for the big sunfish there. Use a bobber and cast it into the openings in the vegetation.

AUG**WALLEYES**
Lake of the Woods

Tips: While all the other lakes are slowing down, Lake of the Woods heats up. Trolling crankbaits works great, but you need the gear to get them deep.

SEPT**LARGEMOUTHS**
Pokegama Lake

Tips: Spinnerbaits in the cabbage will drag out those huge largemouth bass that hide in the channel that feeds Pokegama. Topwater lures are also a great option in the thickest vegetation.

OCT**WALLEYES**
Cass Lake

Tips: Do not overlook the shallower water around the bulrushes in October on Cass. A jig-and-minnow pitched to the sparse vegetation works well or a jig and slip-bobber.

NOV**PIKE**
Sturgeon Lake

Tips: Small muskie plugs cast and retrieved over the top of the vegetation works well where there are a lot of big pike. If no pike are shallow, then trolling is the next best option.

DEC**WALLEYES**
Lake Melissa

Tips: Early-ice walleyes on Melissa will be relating to points and the steep-dropping edges of the sunken islands. Try a 1/8-ounce jiggling spoon tipped with a minnow head.

**WALLEYES**
Deer Lake**LARGEMOUTHS**
Prior Lake**CHANNEL
CATFISH**
Cedar Island Lake**WALLEYES**
Lake Alexander**WALLEYES**
Pelican Lake**CRAPPIES**
Big Turtle Lake**PIKE**
Medicine Lake**SMALLMOUTHS**
Mississippi River**BLUEGILLS**
Maple Lake**WALLEYES**
Diamond Lake**PIKE**
Rachel Lake**PERCH**
Little
Winnibigoshish