






















JAN	FEB	MAR	APR	MAY	JUNE
 <p><b>CRAPPIE</b> Lake Wylie</p> <p><b>Tips:</b> If a dock produces crappie, check the depth and bottom characteristics of the area on your depthfinder. Similar docks should hold fish.</p>	 <p><b>LARGEMOUTHS</b> Cooper River</p> <p><b>Tips:</b> On high tide, move up in the broken rice fields. Look for ditches in the flooded fields and fish them thoroughly with bottom-bumping baits.</p>	 <p><b>CRAPPIE</b> Lake Greenwood</p> <p><b>Tips:</b> Use marker buoys to keep track of productive spots while trolling; at the least, these spots should get another pass.</p>	 <p><b>SPOTTED BASS</b> Lake Keowee</p> <p><b>Tips:</b> Keep a topwater plug tied on at all times at Keowee and throw it periodically. You'll get strikes even when no bass have been running bait.</p>	 <p><b>BREAM</b> Lake Murray</p> <p><b>Tips:</b> Tiny topwater plugs that imitate terrestrial insects are great tools for catching big bluegills this time of year.</p>	 <p><b>JACK CREVALLE</b> Charleston Harbor</p> <p><b>Tips:</b> If someone hooks a jack, cast right behind where the first broke. Often there will be more fish right there, ready to strike.</p>
 <p><b>BLUE CATFISH</b> Santee-Cooper</p>	 <p><b>SEATROUT</b> Creeks/Beaches</p>	 <p><b>TROUT</b> Lake Jocassee</p>	 <p><b>LARGEMOUTHS</b> Lake Brown</p>	 <p><b>HYBRIDS</b> Lake Thurmond</p>	 <p><b>SMALLMOUTHS</b> Broad River</p>
 <p><b>SMALLMOUTHS</b> Lake Jocassee</p>	 <p><b>SMALLMOUTHS</b> Boysd Mill Pond</p>	 <p><b>SHEEPSHEAD</b> Piers/Bridges</p>	 <p><b>BREAM</b> Lake Moultrie</p>	 <p><b>CATFISH</b> Edisto River</p>	 <p><b>WHITE PERCH</b> Lake Murray</p>
 <b>EXCELLENT</b>		 <b>GOOD</b>		 <b>FAIR</b>	

**JULY****AUG****SEPT****OCT****NOV****DEC**

**LARGEMOUTHS**  
Lake Russell

**Tips:** Black lights and fluorescent line really help for watching the line; anglers who use these rigs will set the hook on fish they otherwise would have missed.



**CATFISH**  
Pee Dee River

**Tips:** Set up near the upper end of a hole at dark and move farther up into the flat above the hole as the night progresses. Cats will feed shallow at night.



**POMPANO**  
Piers And Surf

**Tips:** When pompano are your official target, you can expect the shrimp and cut bait you are using to catch a variety of other species as well.



**STRIPERS/  
HYBRIDS**  
Lake Hartwell

**Tips:** If you're loading up on small hybrids and want stripers, move while you still have the bait. Stripers and hybrids tend to run in groups.



**LARGEMOUTHS**  
Santee-Cooper

**Tips:** Look for current in the Diversion Canal. When water is flowing, fishing improves on both lakes by positioning the fish and making them more active.



**TROUT**  
Chattooga River

**Tips:** Don't overlook minnow-imitating plugs for trout. For special regulations, remove both sets of trebles and replace the back treble with a single hook.



**FLOUNDER**  
Creeks/Sounds



**KING  
MACKEREL**  
Offshore



**WHITE BASS**  
Lake Wylie



**FLATHEAD  
CATFISH**  
Lake Thurmond



**CRAPPIE**  
Lake Russell



**REDFISH**  
Tidal Creeks



**CHAIN  
PICKEREL**  
Lake Marion



**REDEYE BASS**  
Chattooga River



**LARGEMOUTHS**  
Lake Greenwood



**TROUT**  
Lake Tugalo



**CRAPPIE**  
Lake Keowee



**LARGEMOUTHS**  
Lake Wylie