








































JAN	FEB	MAR	APR	MAY	JUNE
 <p>SUNFISH Lake Prince</p> <p>Tips: Use live crickets for Prince's big sunfish. Employ enough weight to get the bait to the bottom.</p>	 <p>LARGEMOUTHS Lake Anna</p> <p>Tips: This is jig-and-pig time on Lake Anna. You cannot retrieve the lure too slowly.</p>	 <p>STRIPERS Smith Mountain</p> <p>Tips: A 3/8-ounce white bucktail jig is the standard bait on Smith Mountain; add a bit of chartreuse for flash.</p>	 <p>BROWN TROUT Smith River</p> <p>Tips: Rise early and be at streamside just before dawn. For active browns, strip streamers through pools below riffles.</p>	 <p>CRAPPIE Buggs Island</p> <p>Tips: Ultralight tube jigs work well for large crappie, and can be suspended below a bobber like a minnow.</p>	 <p>RAINBOWS Big Tumbling Creek</p> <p>Tips: In-line spinners are king at Big Tumbling. Models that have dressing over the hooks work best.</p>
 <p>TROUT Bullpasture River</p>	 <p>SMALLMOUTHS Philpott Lake</p>	 <p>LARGEMOUTHS Burnt Mills</p>	 <p>LARGEMOUTHS Tidal Potomac</p>	 <p>BLUE CATFISH Tidal James</p>	 <p>REDBREASTS SF Shenandoah</p>
 <p>STRIPERS Gaston</p>	 <p>STRIPERS Buggs Island</p>	 <p>BROWN TROUT Mossy Creek</p>	 <p>MUSKIES New River</p>	 <p>TROUT Douthat Lake</p>	 <p>LARGEMOUTHS Pamunkey</p>
 EXCELLENT		 GOOD		 FAIR	

JULY	AUG	SEPT	OCT	NOV	DEC
 <p>COBIA Chesapeake Bay</p> <p>Tips: Use fish oil as part of your chumming regimen. Cobia often take a while to begin feeding, so be patient.</p>	 <p>LARGEMOUTHS Lake Moomaw</p> <p>Tips: Buzzbaits are great at sundown. Fish the lure all the way back to the boat, as some bass will follow and hit late.</p>	 <p>SMALLMOUTHS New River</p> <p>Tips: Don't downsize your baits. Use 4-inch tubes, 6-inch worms and 5-inch lures. Use at least 8-pound test for these smallies.</p>	 <p>BLUE CATFISH Tidal Rappahannock</p> <p>Tips: Try eels for really big blue cats. Heavy-duty baitcasters are a must if you're after the real trophies.</p>	 <p>STRIPERS Leesville lake</p> <p>Tips: Live shad are an excellent bait; catch them with a cast net and fish them at various depths.</p>	 <p>BLUEGILLS Western Branch</p> <p>Tips: the biggest bluegills often hold deep. Use a depthfinder to locate deep-water structure as you pattern the fish.</p>
 <p>SMALLMOUTHS James River</p>	 <p>ROCK BASS Roanoke River</p>	 <p>LARGEMOUTHS Tidal James</p>	 <p>CRAPPIE Appomattox River</p>	 <p>MUSKIES James River</p>	 <p>SMALLMOUTHS Shenandoah River</p>
 <p>LARGEMOUTHS Chickahominy</p>	 <p>CATFISH Blackwater River</p>	 <p>BLUEGILLS Holston Lake</p>	 <p>WALLEYES Philpott Lake</p>	 <p>BROWN TROUT Lake Moomaw</p>	 <p>TROUT Upper Jackson</p>